

CST
ADVENTURE



4x4

OFF-ROAD TIRE

2024/2025

TAIWAN
R&D



XIAMEN,
CHINA



USA
R&D



SHANGHAI,
CHINA R&D



EUROPE
TECH CENTER



CHINA
CULTURE CENTER



OUR COMPANY

CST was founded in 1989 by Cheng Shin Rubber (Xiamen) Ind., Ltd. The Cheng Shin Tire Group is the top tire manufacturer in China and one of the top 10 tire manufacturers in the world, with products distributed in more than 150 countries.

CST covers a wide range of market segments. CST products include tires and tubes for passenger, truck and bus, bicycle, motorcycle, ATV, forklift, agricultural, and lawn and garden equipment.

The company's new factory in Xiamen, China, which produces passenger radial and light truck radial tires, brings CST's tire development and manufacturing to a world-class level. This state-of-the-art facility employs innovative technology and advanced equipment from Germany, Italy, Holland, Japan and Taiwan.

Adhering to the most stringent international standards, CST has attained certificates and awards including DOT (US Department of Transportation) certification, ISO9001, E-Mark, IATF16949 and the China Well Known Brand Award.

With a first-rate manufacturing operation and highly efficient logistics, CST sets the standard for excellence in the tire industry. At CST, quality, integrity and service are more than just words: They're the foundation of the company from top management to the factory floor and beyond.

17 FACTORIES:

- 6 in Taiwan
- 7 in China
- 1 in Thailand
- 1 in Vietnam
- 1 in Indonesia
- 1 in India

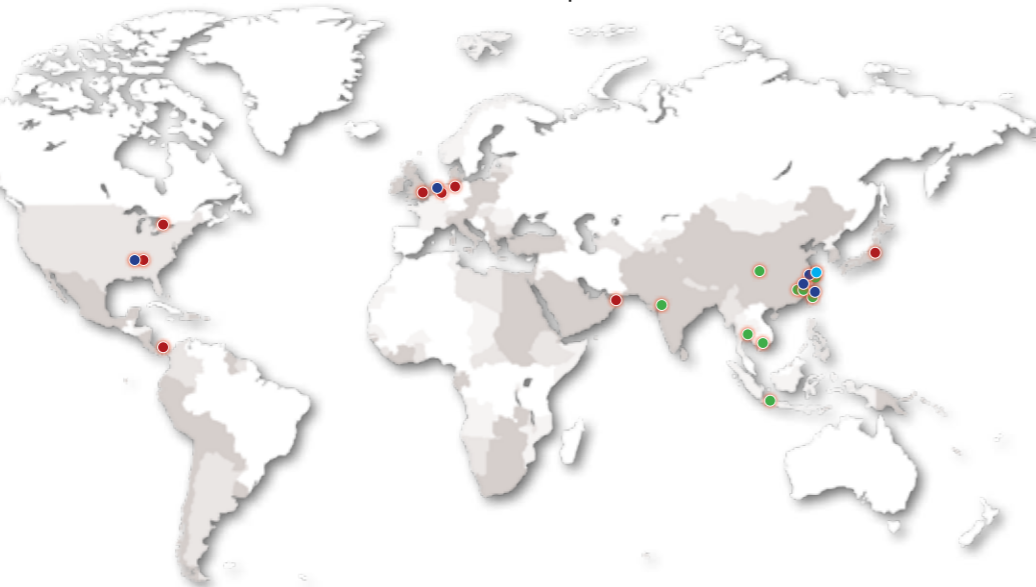
5 R&D CENTERS:

- 1 in USA
- 1 in Holland
- 2 in China
- 1 in Taiwan

- 1 PROVING GROUND in Shanghai, China

7 OVERSEAS SUBSIDIARIES:

- 1 in USA
- 1 in Canada
- 1 in Germany
- 1 in UK
- 1 in Holland
- 1 in Japan
- 1 in Mexico



4X4 CONTENTS

BIAS

DRAGON CLAW CL21M	8
LAND DRAGON CL18M/CL18	10
M-KING CL98	11

RADIAL

SAHARA AT318	14
SAHARA M/T II	16
SAHARA A/T II	17
SAHARA ATM	18
SAHARA ATS	18
SAHARA CS912	19
VOYAGE VA76	19

A WORLD OF EXTREME 4X4 TEAMS

As a brand associated with professional racing and competitions, CST is dedicated to off-road tire technology innovation and new product development.

We have tires for your every adventure designed especially for a variety of hazardous terrains including rainforest, swamp, rock, gravel, snow, desert and wild lands.

From the highway to mud and all terrains in between, we have a full product range with a tire to meet each and every consumer demand.

The full tire size line-up also provides the best options for all SUV, pick up, light truck and modified vehicles.

Our sponsorship of 4X4 teams, races and events in Germany, Portugal, Holland, Italy, Malaysia and Columbia has significantly enhanced awareness of the CST brand and elevated its position worldwide.

With an array of trophies and titles won by CST tires and CST riders, we can proudly say CST is without doubt the choice of true champions.

To emphasise our dedication to and our spirit for sport and competition, CST ADVENTURE is our new trademark and brand strategy to promote CST off-road tires and UHP tires internationally.



TEAM: XTREME WILDCAT
DRIVER: Dirk Lewandowsky
CO-DRIVER: Marlon Lewandowsky
VEHICLE: Daihatsu Wildcat 1.8 Turbo
TIRE: 36X12.50-16 LAND DRAGON CL18

- 2012 Prototype Champion in Germany
- 2013 Prototype Champion in Germany
- 2015 Prototype Champion in Germany



TEAM: EMANUEL COSTA PREPARAÇÕES
DRIVER: Emanuel Costa
CO-DRIVER: Helder Rocha
VEHICLE: Jeep Wrangler
TIRE: LT315/70R17 SAHARA A/T II

- 2021 Iberia champion
- 2015 European Champion Ultra4
- 6 times National Champion in Portugal



TEAM: BAS AUTOSPORT
DRIVER: Bas van Driel
CO-DRIVER: Han van Goch
VEHICLE: Nissan Navara, Toyota Hilux
TIRE: LT265/75R16 SAHARA A/T II

- 2016 National Champion in the Netherlands
- 2018 National Champion in the Netherlands
- 2021 National Champion in the Netherlands



TEAM: RED TEAM
DRIVER: Simone Cognini
CO-DRIVER: Dario Lacchio
VEHICLE: Land Rover Discovery
TIRE: 35X10.50-16 LAND DRAGON CL18M

- NO.1 in Rainforest Challenge South Europe 2020
- NO.2 in Rainforest Challenge South Europe 2021
- NO.1 in Rainforest Challenge South Europe 2022



TEAM: TEAM 2 MONTI
DRIVER: Riccardo Tortolani
CO-DRIVER: Marco Giorgi
VEHICLE: Mitsubishi Pajero
TIRE: 36X12.50-16 LAND DRAGON CL18

- NO.2 in Rainforest Challenge South Europe 2021



TEAM: PASSIONE MOTORI
DRIVER: Stefano Tironi
CO-DRIVER: Davida Tironi
VEHICLE: Jeep Wrangler
TIRE: 35X10.50-16 LAND DRAGON CL18M

- NO.3 in Rainforest Challenge South Europe 2018



TEAM: FENIX RACING TEAM
DRIVER: Marco Piereccioli
CO-DRIVER: Marco Rindi
VEHICLE: Toyota KZJ
TIRE: 36X12.50-16 LAND DRAGON CL18

- NO.5 in Rainforest Challenge South Europe 2021



TEAM: TEAM CST TIRES 4X4 MALAYSIA
TEAM DIRECTOR: Gerard Kiong
VEHICLE: Toyota Land Cruiser
TIRE: 35X10.50-16 LAND DRAGON CL18M

- NO.1 in Tasik Chini Challenge 2019, Malaysia
- NO.1 in GK Off-road Challenge 2019, Malaysia
- NO.2 in Rainforest Challenge 2019, Malaysia
- NO.1 in Arasniaga Challenge 2021, Malaysia
- NO.2 in Kota Belut Challenge 2021, Malaysia
- NO.1 in Modified production, RFC Grand Final, Malaysia 2022
- NO.1 in group below 3505cc diesel, RFC Grand Final, Malaysia 2022



TEAM: 4x4 TRAIL & WEEVIL
DRIVER: Jorge Sanchez
CO-DRIVER: Wilson Valencia
VEHICLE: Toyota Delta mini Cruiser
TIRE: 36X12.50-16 LAND DRAGON CL18

- NO.1 in Rainforest Challenge Ecuador, 2017
- NO.1 in Rainforest Challenge Grand Final, 2017
- NO.1 in off-road challenge Columbia, 2018
- NO.1 in Rainforest Challenge Ecuador, 2019
- NO.1 in Rainforest Challenge Grand Final, 2019

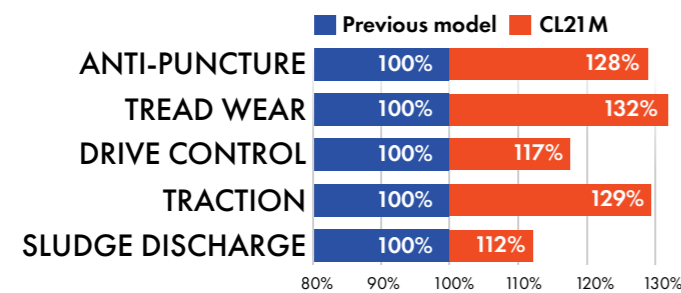
4X4 BIAS



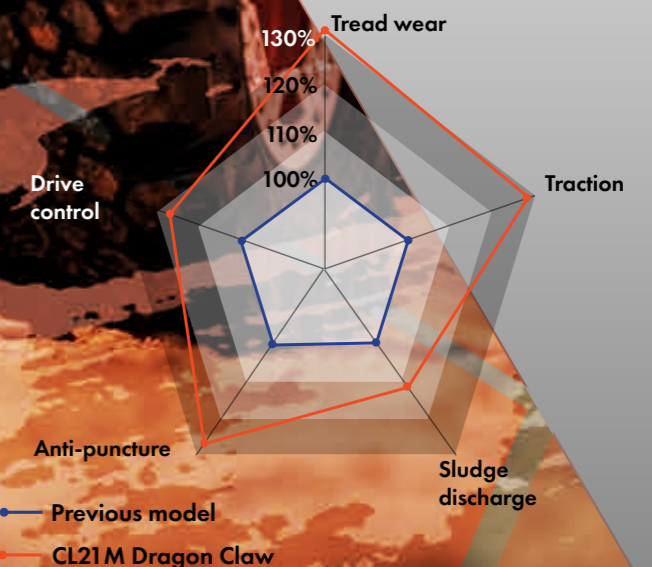
DRAGON CLAW CL21M

EXTREME
MUD TERRAIN
ALL TERRAIN
HIGHWAY TERRAIN

- Special tread compound for outstanding resistance to puncture and wear
- Rough lug pattern gives excellent traction
- Long lug provides strong rigidity for shoulder
- Lengthened sidewall with thickened dragon claw for excellent cut resistance and supports the vehicle to run freely under low air pressure



CL21M PERFORMANCE CHARACTERISTICS



Rim	Size	Load/Speed Rating	Overall Diameter	Approved Rim Width (in)	Max Load (kg)	Max Pressure (PSI)
NEW	35X12.50-16 6PR	109K*	36.0	9.5-(10.0)-10.5	1030	24
NEW	37X12.50-16 6PR	114K*	38.2	9.5-(10.0)-10.5	1180	24
NEW	39X12.50-16 6PR	115K*	39.6	9.5-(10.0)-10.5	1215	24

*POR = Professional off-road tire exempt from EU Labelling regulation



LAND DRAGON CL18M/CL18



EXTREME
MUD
TERRAIN
ALL
TERRAIN
HIGHWAY
TERRAIN



- 3D block design and aggressive tread deliver outstanding off-road performance
- Extended shoulders provide rim protection
- Armoured shoulder and wide grooves improve traction during transitions between differing terrains
- The special pattern design in the shoulder area optimises water and mud dispersal
- Specially developed compound delivers outstanding durability and cutting resistance in hazardous terrain

- Widened sidewall blocks improve puncture resistance
Grooves within blocks reduce tire weight for improved control
- Fluid directional tread pattern delivers excellent sludge discharge performance
- Large shoulder blocks strengthen grounding position and offer improved anti-chunking properties



CL18M

Rim	Size	Load/Speed Rating	Overall Diameter	Approved Rim Width (in)	Max Load (kg)	Max Pressure (PSI)
16	35X10.50-16 6PR	108K*	36.2	8.0-(8.0)-9.0	1000	28

CL18

Rim	Size	Load/Speed Rating	Overall Diameter	Approved Rim Width (in)	Max Load (kg)	Max Pressure (PSI)
15	33X11.50-15 6PR	115K*	33.3	8.5-(9.0)-9.5	1215	45
	35X12.50-15 6PR	113K*	35.0	9.5-(10.0)-10.5	1150	30
	38X12.50-15 6PR	115K*	37.8	9.5-(10.0)-10.5	1215	45
16	31X10.50-16 6PR	109K*	31.2	7.0-(7.0)-9.0	1030	45
	33X10.50-16 6PR	114K*	33.3	7.0-(7.0)-9.0	1180	45
	35X10.50-16 6PR	119K*	34.9	7.0-(7.0)-9.0	1360	45
	36X12.50-16 6PR	112K*	36.5	9.5-(10.0)-10.5	1120	30

Rim	Size	Load/Speed Rating	Overall Diameter	Approved Rim Width (in)	Max Load (kg)	Max Pressure (PSI)
15	31X10.50-15 6PR	110K*	TBC	8.0-(8.5)-9.0	1060	45
	33X10.50-15 6PR	115K*	33.1	8.0-(8.5)-9.0	1215	45
	35X11.50-15 6PR	121K*	889	8.5-(9.0)-9.5	1450	45
16	32X10.50-16 6PR	114K*	32.0	7.0-(7.0)-9.0	1180	45
	33X11.50-16 6PR	117K*	850	9.0-(9.5)-9.5	1285	45
	35X11.50-16 6PR	120K*	35.9	9.0-(9.5)-9.5	1400	45
17	31X10.50-17 6PR	100K*	31.7	7.0-(7.0)-9.0	800	30

*POR = Professional off-road tire exempt from EU Labelling regulation

*POR = Professional off-road tire exempt from EU Labelling regulation

4X4 RADIAL



SAHARA AT318





EXTREME

MUD TERRAIN

ALL TERRAIN

HIGHWAY TERRAIN



-  Optimised pattern design provides exceptional cut resistance, better durability and mileage, and impressive traction on all terrains
-  Wide zig-zag grooves offer great water, mud, stone and snow dispersal
-  Tiger-tooth shoulder design delivers extra traction and provides excellent cut resistance, preventing punctures under hazardous conditions
-  The tire shoulder area is covered by a special rubber for professional competition in USA and Australia



Rim	Size	Load/Speed Rating	Approved Rim Width (in)	Max Load (kg)	Max Pressure (PSI)		
15	LT215/75R15 6PR	100/97Q*	5.5-(6.0)-6.5	S800/D730	51	NEW	
	LT235/75R15 6PR	104/101Q*	6.0-(6.5)-7.0	S900/D825	51	NEW	
16	205 R16C 8PR	110/108Q*	(6.0)-6.5	S1060/D1000	65	NEW	
	LT225/70R17 8PR	110/107Q*	6.0-(6.5)-7.0	S1060/D975	65	NEW	
17	LT265/65R17 10PR	120/117Q*	7.5-(8.0)-8.5	S1400/D1285	80		
	LT265/65 R17 10PR	120/117S	7.5-(8.0)-8.5	S1400/D1285	80		
	LT275/65R17 10PR	121/118Q*	7.5-(8.0)-8.5	S1450/D1320	80		
	LT275/65R17 10PR	121/118R	7.5-(8.0)-8.5	S1450/D1320	80		
	LT265/70R17 10PR	121/118Q*	7.5-(8.0)-8.5	S1450/D1320	80		
	LT265/70R17 10PR	121/118S	7.5-(8.0)-8.5	S1450/D1320	80		
	LT285/70R17 10PR	121/118Q*	7.5-(8.5)-9.5	S1450/D1320	80		
	LT285/70R17 10PR	121/118S	7.5-(8.5)-9.5	S1450/D1320	80		
	LT315/70R17 8PR	121/118Q*	9.0-(9.5)-10	S1450/D1320	80	NEW	
	LT315/70R17 8PR	121/118R	8.5-(9.5)-10	S1450/D1320	80	NEW	
	18	LT265/60R18 10PR	119/116Q*	7.5-(8.0)-9.5	S1360/1250	80	
		LT265/60R18 10PR	119/116S	7.5-(8.0)-9.5	S1360/1250	80	
LT285/60R18 8PR		118/115Q*	8.0-(8.0)-10.0	S1500/D1360	80		
LT285/60R18 8PR		118/115S	8.0-(8.0)-10.0	S1500/D1360	80		
LT265/65R18 8PR		117/114Q*	7.5-(8.0)-8.5	S1500/D1360	80		
LT265/65R18 8PR		117/114R	7.5-(8.0)-8.5	S1500/D1360	80		
LT285/65R18 8PR		121/118Q*	8.0-(8.5)-9.0	S1650/D1500	80		
LT285/65R18 8PR		121/118S	8.0-(8.5)-9.0	S1650/D1500	80		
LT265/70R18 8PR		119/116Q*	7.5-(8.0)-8.5	S1600/D1450	80		
LT265/70R18 8PR		119/116S	7.5-(8.0)-8.5	S1600/D1450	80		

*POR = Professional off-road tire exempt from EU Labelling regulation

SAHARA M/T II

SAHARA A/T II

3D block design, inspired by a ram's hoof, increases strength and durability and enhances the ability to expel mud and debris



INSPIRED BY NATURE

- Grooved rib design delivers extra traction
- 3D block stepped edges improve mud and stone dispersal
- Tread's 3D blocks and pattern rigidity increase durability
- Heat dissipation design minimises sudden heat changes to prevent compound deterioration
- Aggressive armoured sidewall for strong traction and enhanced strength

- 3D block pattern inspired by amoeba structures delivers superb performance in all terrains
- Square tire profile design provides a flat contact area with high load capacity
- Special pattern designed with jagged edges for extra traction to maximise off-road performance
- Tread pattern's void ratio is reduced to optimise tire mileage and tread life
- Unique orange outline sidewall lettering adds eye-catching colour to your vehicle
- Ribs along the aggressive shoulder provide sidewall protection and puncture resistance

Rim	Size	Load/Speed Rating	Sidewall	Approved Rim Width (in)	Max Load (kg)	Max Pressure (PSI)
15	31X10.50R15 LT 6PR	109Q*	OOL	7.0-(8.5)-9.0	1030	50
	32X11.50R15 LT 6PR	113Q*	OOL	8.0-(9.0)-10.0	1150	50
	33X12.50R15 LT 6PR	108Q*	OOL	8.5-(10.0)-11.0	1000	35
	LT235/75R15 6PR	104/101Q*	OOL	6.0-(6.5)-7.0	S900/D825	50
16	LT245/75R16 6PR	108/104Q*	OOL	6.5-(7.0)-7.5	S1000/D900	50
	LT245/75R16 10PR	120/116Q*	OOL	6.5-(7.0)-8.0	S1400/D1250	80
	LT265/75R16 8PR	119/116Q*	OOL	7.0-(7.5)-8.0	S1360/D1250	65
	LT265/75R16 10PR	123/120Q	OOL	7.0-(7.5)-8.0	S1550/D1400	80
	LT285/75R16 6PR	116/113Q*	OOL	7.5-(8.0)-8.5	S1250/D1150	50
	LT285/75R16 8PR	122/114Q*	OOL	7.5-(8.0)-8.5	S1500/D1360	65
17	LT265/65R17 8PR	117/114Q*	OOL	7.5-(8.0)-9.5	S1285/D1180	65
	LT245/70R17 10PR	119/116Q*	OOL	6.5-(7.0)-7.5	S1360/D1250	80
	LT285/70R17 8PR	121/118Q*	OOL	7.5-(8.0)-9.0	S1450/D1320	65

OOL = Orange Outline Lettering

*POR = Professional off-road tire exempt from EU Labelling regulation

Rim	Size	Load/Speed Rating	Sidewall	Approved Rim Width (in)	Max Load (kg)	Max Pressure (PSI)
15	30X9.5R15 LT 6PR	104Q*	OOL	6.5-(7.5)-8.5	900	50
	31X10.50R15 LT 6PR	109Q*	OOL	7.0-(8.5)-9.0	1030	50
16	245/70R16	111T	OOL	6.5-(7.0)-8.0	1090	50
	255/70R16	111T	OOL	6.5-(7.5)-8.5	1090	44
	265/70R16	112T	OOL	7.0-(8.0)-9.0	1120	44
	LT235/70R16 6PR	104/101Q*	OOL	6.0-(7.0)-7.5	S900/D825	50
	LT265/70R16 8PR	117/114Q*	OOL	7.0-(8.0)-8.5	S1285/D1180	65
	LT245/75R16 6PR	108/104Q*	OOL	6.5-(7.0)-8.0	S1000/D910	50
	LT265/75R16 8PR	119/116Q*	OOL	7.0-(7.5)-8.0	S1360/D1250	65
	LT265/75R16 10PR	123/120Q	OOL	7.0-(7.5)-8.0	S1550/D1400	80
	LT285/75R16 6PR	116/113Q*	OOL	7.5-(8.0)-9.0	S1250/D1150	50
	LT305/70R16 8PR	118/115Q*	OOL	8.0-(9.0)-9.5	S1320/D1215	50
17	LT315/75R16 8PR	121Q*	OOL	8.0-(8.5)-11.0	1450	50
	265/65R17	112T	OOL	7.5-(8.0)-9.5	1120	44
	LT245/70R17 6PR	108/104Q*	OOL	6.5-(7.0)-7.5	S1000/D908	50
	LT245/70R17 10PR	119/116Q*	OOL	6.5-(7.0)-8.0	S1360/D1250	65
	LT265/70R17 8PR	112/109Q*	OOL	7.5-(8.0)-8.5	S1120/D1030	50
	LT265/70R17 10PR	121/118Q*	OOL	7.0-(8.0)-8.5	S1450/D1320	80
	LT285/70R17 8PR	121/118Q*	OOL	7.5-(8.5)-9.0	S1450/D1320	65
	LT305/70R17 8PR	119/116Q*	OOL	8.0-(9.0)-9.5	S1360/D1250	50
	LT315/70R17 8PR	121/118Q*	OOL	8.0-(9.5)-11.0	S1450/D1320	65
	18	265/60R18	110T	OOL	7.5-(8.0)-9.5	1060
LT285/60R18 8PR		118/115Q*	OOL	8.0-(8.5)-10.0	S1320/D1215	65
LT265/70R18 10PR		124/121S	OOL	7.0-(8.0)-9.0	S1600/S1450	80
LT275/70R18 10PR		125/122S	OOL	7.0-(8.0)-8.5	S1650/D1500	80

OOL = Orange Outline Lettering

*POR = Professional off-road tire exempt from EU Labelling regulation

EXTREME
MUD TERRAIN
ALL TERRAIN
HIGHWAY TERRAIN



SAHARA ATM

- Wider tread and tire profile delivers extra mileage
 - 3D zig-zag tread design maximises off-road traction and stability
 - Extended grooves in the tire shoulder deliver excellent traction
 - Special shoulder design gives extra grip and traction on hazardous road surfaces and difficult off-road conditions
 - Special armoured shoulder provides extra protection to prevent damage, giving excellent traction on snow, mud, rock terrain
- Highly rigid steel belts deliver outstanding stability and load capacity



SAHARA CS912

- The staggered shoulder design enhances water dispersal, improving grip in muddy conditions
- Multiple tread blocks enhance tread rigidity without compromising the comfort of the ride
- 3D block tread design provides excellent tread rigidity and traction in hazardous conditions
- Excellent tread wear properties and resistance to cutting
- Inverted angle grooves prevent stone retention, enhancing water dispersal and reduce tire noise

Rim	Size	Load/Speed Rating	Sidewall	Approved Rim Width (in)	Max Load (kg)	Max Pressure (PSI)
16	LT245/70R16 8PR	113/110Q*	RBL	6.5-(7.0)-7.5	S1150/D1060	65
17	LT265/65R17 8PR	117/114Q*	RBL	7.5-(8.0)-8.5	S1285/D1180	65
	LT265/65R17 10PR	120/117Q*	RBL	7.5-(8.0)-9.5	S1400/D1285	65
18	LT265/60R18 8PR	114/110Q*	RBL	7.5-(8.0)-9.5	S1180/D1060	65
	LT265/60R18 10PR	119/116Q*	RBL	7.5-(8.0)-9.5	S1360/D1250	80

RBL = Raised Black Lettering

*POR = Professional off-road tire exempt from EU Labelling regulation

Rim	Size	Load/Speed Rating	Sidewall	Approved Rim Width (in)	Max Load (kg)	Max Pressure (PSI)
14	215/75R14	100S	BSW	5.5-(6.0)-6.5	800	44
15	225/70R15	100S	BSW	6.0-(6.5)-7.0	800	44
	255/70R15	108T	BSW	6.5-(7.5)-8.5	1000	44
	265/70R15	112S	BSW	7.0-(8.0)-9.0	1120	44
	225/75R15	102S	BSW	6.0-(6.0)-7.5	850	44
16	LT215/75R15 6PR	100/97S	BSW	5.5-(6.0)-7.0	S800/D730	50
	LT235/75R15 6PR	104/101S	BSW	6.0-(6.5)-8.0	S900/D825	50
	235/60R16	104H XL	BSW	6.5-(7.0)-8.5	900	50
	235/70R16	106T	BSW	6.0-(7.0)-8.0	950	44
	245/70R16	107T	BSW	6.5-(7.0)-8.0	975	44
	255/70R16	111T	BSW	6.5-(7.5)-8.5	1090	44
	265/70R16	112T	BSW	7.0-(8.0)-9.0	1120	44
	LT245/75R16 6PR	108/104S	BSW	6.0-(7.0)-8.0	S1000/D900	50
17	205R16C 8PR	110/108Q*	BSW	5.5-(6.0)-6.5	S1060/D1000	65
	235/65R17	104T	BSW	6.5-(7.0)-8.5	900	44
	265/65R17	112T	BSW	7.5-(8.0)-9.5	1120	44
	275/65R17	115T	BSW	7.5-(8.0)-9.5	1215	44

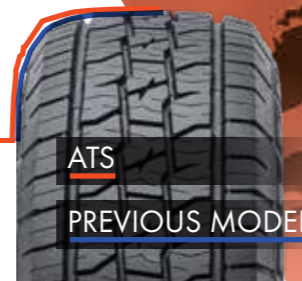
BSW = Black Sidewall

*POR = Professional

UTQG rating 500 A B

SAHARA ATS

- Four main vertical grooves offer outstanding water dispersal to prevent the risk of aquaplaning
- Bridges and sipes in the shoulder's grooves minimise noise and road surface impact for a quiet, comfortable ride
- Extra lateral grooves and sipes enhance comfort
- Compared with the previous model, the ATS has wider tread and tire profile for better appearance and more mileage



Rim	Size	Load/Speed Rating	Sidewall	Approved Rim Width (in)	Max Load (kg)	Max Pressure (PSI)
15	215/75R15	100T	BSW	5.5-(6.0)-7.0	800	44
	235/75R15	109T	BSW	6.0-(6.5)-8.0	1030	50
16	215/65R16	98H	BSW	6.0-(6.5)-7.5	750	44
	235/70R16	109H XL	BSW	6.0-(7.0)-8.0	1030	50
	245/70R16	111H XL	BSW	6.5-(7.0)-8.0	1090	50
	255/70R16	111H	BSW	6.5-(7.5)-8.5	1090	44
17	265/70R16	112H	BSW	7.0-(8.0)-9.0	1120	44
	225/60R17	103H XL	BSW	6.0-(6.5)-8.0	875	50
	225/65R17	102H	BSW	6.0-(6.5)-8.0	850	44
	245/65R17	111H XL	BSW	6.5-(7.0)-8.5	1090	50
	265/65R17	112H	BSW	7.5-(8.0)-9.5	1120	44
18	245/70R17	114H XL	BSW	6.5-(7.0)-8.0	1180	50
	265/60R18	114H XL	BSW	7.5-(8.0)-9.5	1180	50

BSW = Black Sidewall

*POR = Professional off-road tire exempt from EU Labelling regulation

VOYAGE VA76

- Mixed pattern design provides excellent stability and avoids irregular wear in hazardous road conditions
- Lug-grooves on tire shoulders give extra traction
- Zigzag grooves design offers outstanding traction and water dispersal



Rim	Size	Load/Speed Rating	Sidewall	Approved Rim Width (in)	Max Load (kg)	Max Pressure (PSI)
16	7.50R16 8PR	114/112S	BSW	5.5-(6.0)-6.5	1180	69

CST ADVENTURE
MERCHANDISE



BASEBALL CAP



POLO SHIRT



DOWN JACKET



HOODIE



BACKPACK



TROLLEY



MODEL TANK CAR



FOLDING CHAIR



FOLDING TABLE



FRISBEE



DRINKS FLASK